




STUDENT WHEELED OPERATOR TRAINING PACKET



Student Name: _____

(Last, First, MI)

Last 4 SSN: _____

XXX-XX-

Date: _____

This entire packet and all forms and documents noted herein must be brought by the student / candidate the first day of instruction. Failure to perform as stipulated will result in student / candidate removal from the course.

This program is in accordance with AR 600-55, The Army Driver and Operator Standardization Program (Selection, Training, Testing, and Licensing).

COMMANDER'S INTERVIEW

(DRIVERS TRAINING)

Overview: Commanders are required to conduct an interview to determine each candidates potential for success, and eliminate candidates before training begins. The unit commander should address the following issues.

1. Candidate has valid CA Drivers License (CDL)? ☐ yes ☐ no
2. Previous military driving experience? ☐ yes ☐ no
3. Has candidate had any accidents in which someone was injured or in which property damaged exceeded \$2000.00? ☐ yes ☐ no
4. Has candidate had more than 3 moving violations in the last 12 months? ☐ yes ☐ no
5. Does the candidate have any record or history of sudden headaches, seizures? ☐ yes ☐ no
6. Is the candidate on any medication known to cause drowsiness, impair vision, or affect coordination? ☐ yes ☐ no
7. Does the candidate have any physical limitations which might affect his ability to drive, i.e. hearing, abnormal limbs or joint movement? ☐ yes ☐ no
8. Does the candidate use corrective lenses? ☐ yes ☐ no
9. Has the candidate ever been involved in a drug or alcohol offense? ☐ yes ☐ no
10. Is there any reason why this candidate should not be allowed to drive a military vehicle? ☐ yes ☐ no

Commanders Signature: _____ Date: _____

MILITARY DRIVERS CERTIFICATION
CALIFORNIA ARMY NATIONAL GUARD

I, the undersigned, certify that I possess a current, valid State California Drivers' License and that I have not had my license suspended, revoked or otherwise restricted as the result of any violations, citations or convictions.

I understand and acknowledge that any information I give may be investigated to verify the status of my drivers' license and current driving record.

I further understand and acknowledge that I am obligated within three (3) days of occurrence, to notify my Commander of any convictions, moving violations and/or actions suspending or revoking my driving **privileges** and that any failure to provide such information may result in the appropriate administrative, non-judicial or criminal action being taken against me.

I declare under penalty of perjury under the laws of the State of California that the foregoing is true and correct to the best of my knowledge.

Executed at _____ (Unit & Location) Date: _____.

State Drivers License Number: _____

Expiration Date: _____

Name: _____

Date of Birth: _____

SSN: _____

Military License # _____

Civ. Lic. Classification: _____

SIGNATURE

PRINTED NAME

WARNING

Any person who, with the intent to deceive, signs any false record, return, regulation, or other official document, knowing it to be false, or makes any other false official statement knowing it to be false, is in violation of Articles 107, UCMJ.

Any person, who makes a false statement, oral or written, under a lawful oath or equivalent, nor believes the statement to be true, is in violation of Article 134, UCMJ.

Any person who violates or fails to obey any lawful general order or regulation having knowledge of the same, which it is his duty to obey, fails to obey the order, violates Article 92, UCMJ.

UNIT DESIGNATION

+ADDENDUM TO DA FORM 348

I _____ (FULL NAME) HEREBY
ACKNOWLEDGE AND UNDERSTAND THE MEMORANDUM
REGARDING THE REQUIREMENT THAT **NO MILITARY VEHICLE**
CAN BE DRIVEN WITHOUT A CURRENT AND VALID STATE
DRIVERS LICENSE AND A MILITARY MOTOR VEHICLE
OPERATOR'S IDENTIFICATION CARD (SF 46 OR OF 346). I
FURTHER UNDERSTAND THAT I MUST REPORT ANY
SUSPENSION OR REVOCATION OF MY STATE DRIVERS LICENSE
IMMEDIATELY TO MY COMMANDER, AND THAT FAILURE TO DO
SO MAY SUBJECT ME TO DISCIPLINARY ACTION.

SIGNATURE

DATE SIGNED

Drivers training Check List

Name: _____ Date Started: _____ Date Completed: _____

Type of Vehicles Training For: _____

1. Interviewed by Unit Commander IAW AR 600-55, Chapter 4. Training will not be conducted prior to completion of interview. Commander's Initials: _____

2. All Units will use this checklist as a verification of the prescribed training as outlined below. Trainee will turn in this checklist to the Driver Training Instructor upon completion of IDT/AT Training period. Upon final completion of training, Driver Training Instructor will submit this checklist to the BMO.

3. All trainees will complete the course of instruction below.

Required Training

Student
Date/Initial

Instructor
Date/Initial

A. Introduction/Forms overview

B. Basic Regulations (local, state, gov't)

C. Operator's responsibility & govt. liability

D. Driver energy & environment considerations

E. Motor marches and convoys

F. Accident Avoidance

G. Black-Out driving

H. Vehicle Inspection

I. Emergency procedures & vehicle malfunctions

4. Driver's hands-on driving conducted with

☐ Passed

☐ Requires

Instructor present.

More Training

PMCS CERTIFICATION

NAME OF STUDENT
(PRINT)

DATE: _____

NAME OF INSTRUCTOR
(PRINT)

DATE: _____

COMPANY UNIT: _____

SOLDIER WILL PERFORM PROPER PMCS ON THE FOLLOWING VEHICLES

**TYPE
VEHICLE**

**TYPE
TRAILER**

SOLDIER HAS SUCCESSFULLY DEMONSTRATED THE ABILITY TO PROPERLY FILL OUT
DA FORM 2402/5988E IAW-10

GO/NO GO

REMARKS

STUDENT SIGNATURE

INSTRUCTOR SIGNATURE

INTERMEDIATE TRAINING OBJECTIVE 1

WRITTEN TEST (PRIMARY)

NAME _____ RANK _____ DATE _____

SECTION I. True/false questions: Read each question carefully and place a T or F on the blank line to the left.

- _____ 1. The transfer case shift lever should be in “H/L” (high lock) range when driving in snow or on ice.
- _____ 2. Use the transmission range selection “2” (second) for hill climbing and for engine braking when descending steep hills.
- _____ 3. Air cleaner service is required when the air restriction gauge yellow indicator reaches the “YELLOW ZONE” of the gauge.
- _____ 4. Before the horn will operate, the light switch must be in the “STOPLIGHT” or “SERVICE DRIVE” position
- _____ 5. The hazard warning (emergency flashers) do not override the brake lights.
- _____ 6. The coolant temperature gauge indicates a normal engine temperature of 230° to 250° F.
- _____ 7. You can use the hand throttle as a cruise control device.
- _____ 8. After operating the HMMWV in mud, clean the air cleaner dump valve.

SECTION II. Multiple choice: Read each question carefully and write the answer that is most correct on the blank line to the left.

- _____ 9. The HMMWV is equipped with--
 - a. A turbo charger.
 - b. Limited slip differentials.
 - c. Torque biasing differentials.
 - d. Posi-traction differentials.
- _____ 10. If your vehicle starts to skid, which should you do?
 - a. Step on the brakes and hold the steering wheel straight.
 - b. Nothing.

- c. Let up on the accelerator pedal and steer in the direction of the skid.
- d. Release the gas pedal and steer in the opposite direction of the skid.

- _____ 11. How should you dry wet brake linings?
- a. Continue to drive at a slow speed with enough pressure on the brake pedal to cause a slight drag on the brakes until uneven braking ceases.
 - b. Pump the brake pedal.
 - c. Pull over and wait 25 to 30 minutes to allow the brakes to dry out.
 - d. Increase speed to allow more air to flow through the brakes.
- _____ 12. For extra traction when driving in snow or on ice, you should--
- a. Steer the vehicle diagonally up hills.
 - b. Install tire chains (four-wheel set).
 - c. Install tire chains (two-wheel set).
 - d. Turn the vehicle quickly when on slippery surfaces.
- _____ 13. When doing after-operation PMCS, you must drain the fuel filter of all contaminated fuel. What do you do with the contaminated fuel?
- a. Drain on the ground.
 - b. Drain on the wash rack.
 - c. Drain into a suitable container.
 - d. Pour it in your fuel tank.
- _____ 14. 14. The HMMWV is equipped with a wait-to-start lamp. This lamp illuminates when the--
- a. Engine is ready to start.
 - b. Engine is running.
 - c. Glow plugs are activated.
 - d. Head lights are on.
- _____ 15. Use the hand throttle to increase engine speed--
- a. When towing a trailer.
 - b. To drive through deep snow, sand, or mud.
 - c. To test brake modulation.
 - d. During cold weather starting or winch operation.
- _____ 16. The brake warning lamp illuminates when--
- a. The parking brake is released.
 - b. The parking brake is applied.

- c. The parking brake is wet and stays on until it has dried.
 - d. The vehicle is new and stays on until the disc brakes need to be replaced.
- _____ 17. The voltmeter indicates the charging level and activity of the battery charging system. If the charging system and gauge are operating properly, the voltmeter should register in the--
- a. Green area.
 - b. Yellow area.
 - c. Red area.
 - d. Blue area.
- _____ 18. By applying light pressure to the brake pedal while at the same time depressing the accelerator pedal, you are--
- a. Checking the operation of the blackout drive lights.
 - b. Attempting to stop.
 - c. Performing brake modulation.
 - d. Checking the operation of the stoplights.
- _____ 19. When you ford the HMMWV, the vehicle speed should be--
- a. 20 MPH or less.
 - b. 15 MPH or less.
 - c. 10 MPH or less.
 - d. 5 MPH or less.
- _____ 20. You achieve maximum efficiency and torque output of the engine at--
- a. The lower RPM (revolutions per minute) range.
 - b. The mid-RPM range.
 - c. The higher RPM range.
 - d. At all ranges.
- _____ 21. When you are driving the HMMWV on a dry, paved highway, the transfer case shift lever should be in what range?
- a. "H" (high).
 - b. "L" (low).
 - c. "H/L" (high lock).
 - d. "N" (neutral).
- _____ 22. The slave receptacle on the HMMWV is located at the--
- a. Outside rear of the battery box.

- b. Outside front of the battery box.
 - c. Floorboard under the driver's seat.
 - d. Right front of the vehicle, under the hood.
- _____ 23. The HMMWV can safely ford water up to _____ inches deep without using a fording kit.
- a. 30.
 - b. 40.
 - c. 50.
 - d. 60.
- _____ 24. If the vehicle starts to slide while climbing a hill, your first action is to--
- a. Let up on the accelerator pedal.
 - b. Steer the vehicle in the direction of the slide until the vehicle stops.
 - c. Slowly press the accelerator pedal and steer the vehicle on a straight course.
 - d. Hit the brakes.
- _____ 25. Place the transfer case shift lever in the _____ position only when continuous wheel slippage is evident.
- a. "H" (high).
 - b. "H/L" (high lock).
 - c. "L" (low).
 - d. "N" (neutral).
- _____ 26. Place the transfer case shift lever in the _____ position when the vehicle is stuck in deep snow or mud.
- a. "H" (high).
 - b. "H/L" (high lock).
 - c. "L" (low).
 - d. "N" (neutral).
- _____ 27. As a general rule when driving the HMMWV cross-country, you should--
- a. Never use the transfer case and transmission to assist the engine for braking purposes.
 - b. Use the brakes only when towing a trailer.
 - c. Use the brakes only when going down a steep hill.
 - d. Not use the vehicle brakes.
- _____ 28. Damage to the drive train will result if the transfer case is operated in _____ on high traction surfaces where little or no wheel slippage is evident.

- a. "N" (neutral position).
- b. "D" (drive position).
- c. "H/L" (high lock range).
- d. "H" (high range).

_____ 29. Before starting the HMMWV, you must place the transmission shift lever in--

- a. "N" (neutral).
- b. "D" (drive).
- c. "P" (park).
- d. "2" (second).

_____ 30. The HMMWV is equipped with run flat devices allowing the vehicle to be driven with one or more flat tires. The maximum distance the vehicle can travel during run flat operations is--

- a. 10 miles (16 kilometers).
- b. 20 miles (36 kilometers).
- c. 30 miles (48 kilometers).
- d. 40 miles (64 kilometers).